

Broken lines show components outside of control panel

LFG Extraction/Flaring system  
CONTROL PANEL LAYOUT

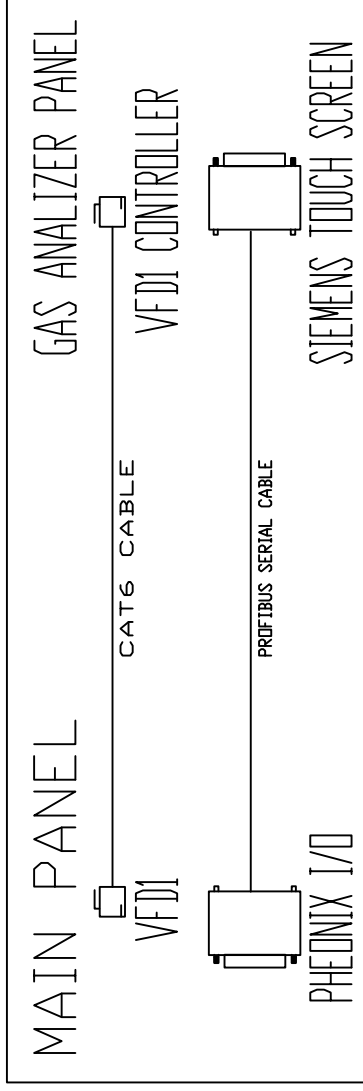



**PRM**  
PRODUCT RECOVERY MANAGEMENT  
a division of Phillips Electric Company of Durham, Inc.

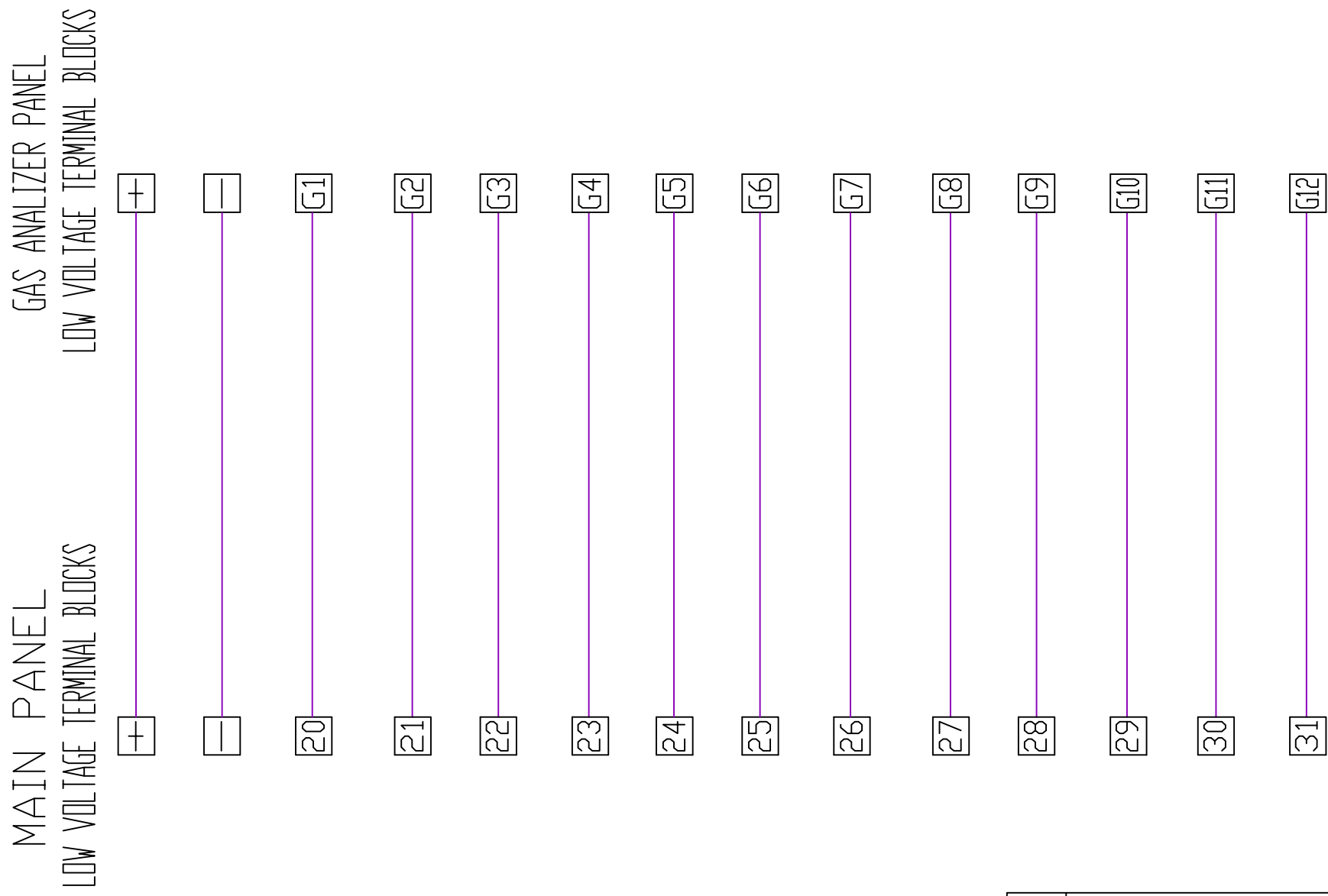
This information is proprietary and confidential. No copies or reproductions allowed without the express written consent of PRM.

MET	JOB #:	DATE:	CHECKED
DRAWN	BTC	11/02/10	N/A
FIGURE 1	PAGE 1 OF 2		

# INTERCONNECT WIRING DIAGRAM



WARNING: LOW VOLTAGE WIRING MUST BE RUN IN A SEPARATE CONDUIT



LEGEND	
LINE VOLTAGE:	—
INTRINSICALLY SAFE VOLTAGE:	—
LOW VOLTAGE:	—
NEUTRAL:	—

MET	SN0325	JOB #	WO-002409
DRAWN	BTC	DATE:	11/04/10
CHECKED	N/A	CAD #:	N/A





FIGURE 5







Broken lines show components outside of control panel

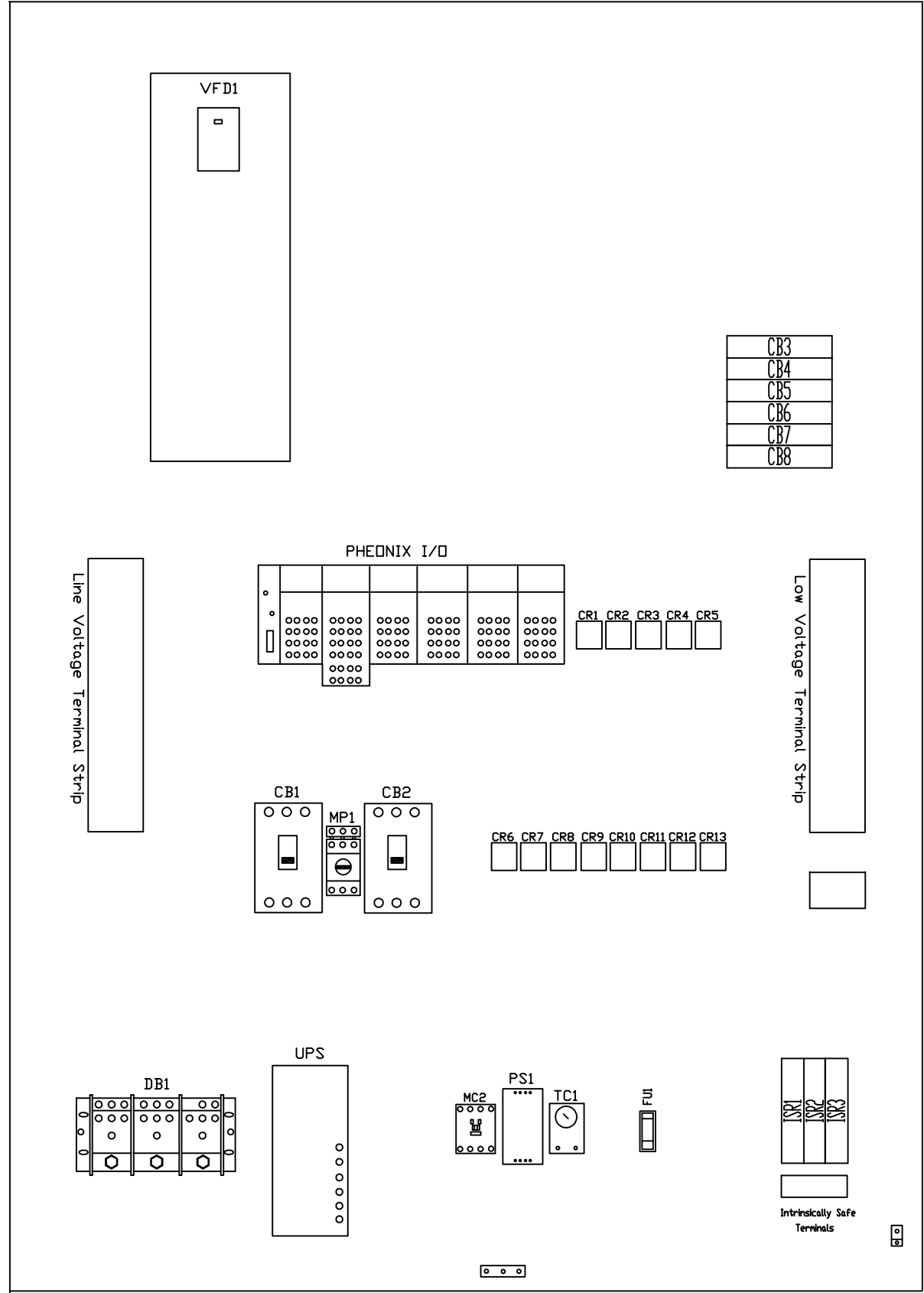
LFG Extraction/Flaring system  
CONTROL PANEL LAYOUT



**PRM**  
 PRODUCT RECOVERY MANAGEMENT  
 a division of Phillips Electric Company of Durham, Inc.  
 This information is proprietary and confidential. No copies or reproductions allowed without the express written consent of PRM.

MET	JOB #:	
DRAWN	DATE:	11/18/10
FIGURE 1	CHECKED	N/A
	PAGE 1 OF 1	





Broken lines show components outside of control panel

Qty.	Drawing I.D.	Part No.	Description
Enclosures			
1		122005P	Schiavi Enclosure W/ Backplate
Components			
1	CB1	140U-G2C3-D10	Allen-Bradley Circuit Breaker
1	CB2	140U-G2C3-C15	Allen-Bradley Circuit Breaker
1	CB3-CB8	1492-MCAA-120	Allen-Bradley Circuit Breaker
1	MP1	140M-C2E-B40-KY	Allen-Bradley Motor Protector
1	DB1	AL-P1-K6	NSI Distribution Block
1	FUI	KTk-R-6	Class CC Fuse
1		BM6031PQ	Buss Fuse Holder
3	ISR1-ISR3	D1130D	Pheonix Contacts 120 VAC ISR
1	MC1	100-C12-D10	Allen-Bradley Motor Controller
3		1492EAJ35	Allen-Bradley ISR End Clamps
2		PK9GTA	9 Conductor Grounding Bar Kit
2		3LN44	1 Conductor Grounding Lug
24		1492-CAM1	Allen-Bradley Terminal Blocks
44		1492-HM1	Allen-Bradley Terminal Blocks
5		CDNT35MDINMT	35 mm Din Rail
3		5B371	22 mm Din Rail
10		CDNTWDSG6080	60 x 80 Tecnomatic Wire Duct
13		8501NR45B	Square D Ice Cube Relay Base
5	CR1-CR5	700-HC24A1	Allen-Bradley 120vac Ice Cube Relay
7	CR6-CR13	700-HC14224	Allen-Bradley 24vdc Ice Cube Relay
1	UPS	SDU850	Sola ups
1	PS1	1606-XLE	Allen-Bradley 24vdc Power Supply
1		IL PB BK D18 DD4-PAC	Pheonix Contact I/O
1		DD16	Pheonix Contact I/O
1		D18	Pheonix Contact I/O
1		A02SF	Pheonix Contact I/O
1		A14/EF	Pheonix Contact I/O

LFG Extraction/Flaring system  
CONTROL PANEL LAYOUT

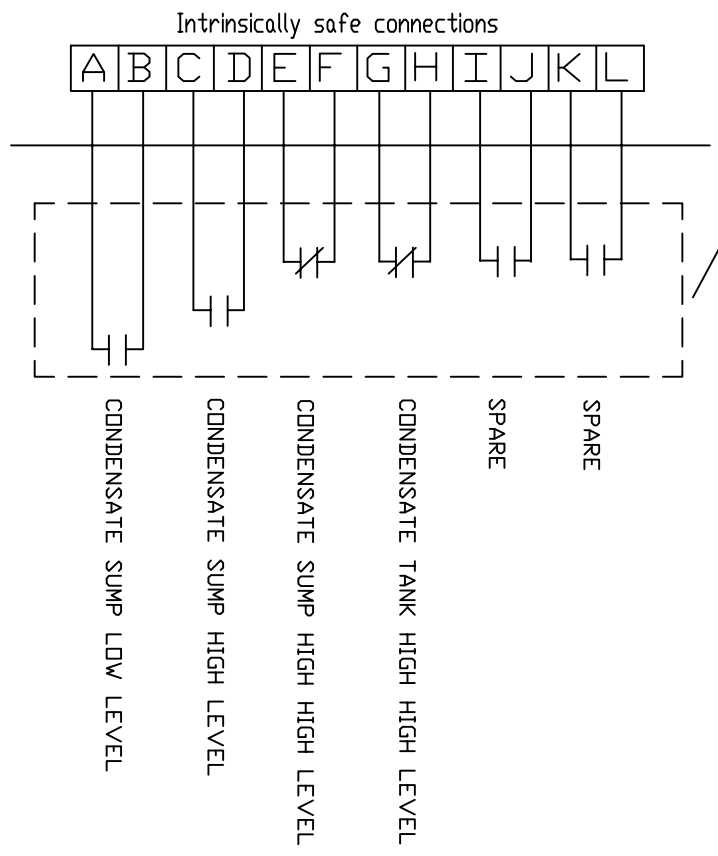


**PRM**  
PRODUCT RECOVERY MANAGEMENT  
a division of Philips Electric Company of Durham, Inc.  
This information is proprietary and confidential. No copies or reproductions allowed without the express written consent of PRM.

MET	JOB #:	
DRAWN	DATE:	11/02/10
FIGURE 4	CHECKED	N/A
	PAGE 1 OF 1	

For connecting only to purely resistive non-energy storing devices

Install in accordance with Art. 504 of the NEC



Non-Hazardous Area

Hazardous Area  
Class I Groups A,B,C,and D

I.S. NOTES  
1. Maximum cable length-21,217 ft.

NOTES: Some connections may have already been made by PRM  
Broken lines indicate components outside of control panel



**PRM**  
PRODUCT RECOVERY MANAGEMENT  
a division of Philips Electric Company of Durham, Inc.  
This information is proprietary and confidential. No copies or reproductions allowed without the express written consent of PRM.

MET	JOB #:	WO-002409
DRAWN	DATE:	11/02/10
FIGURE 3	CHECKED	N/A
	PAGE 1 OF 1	

